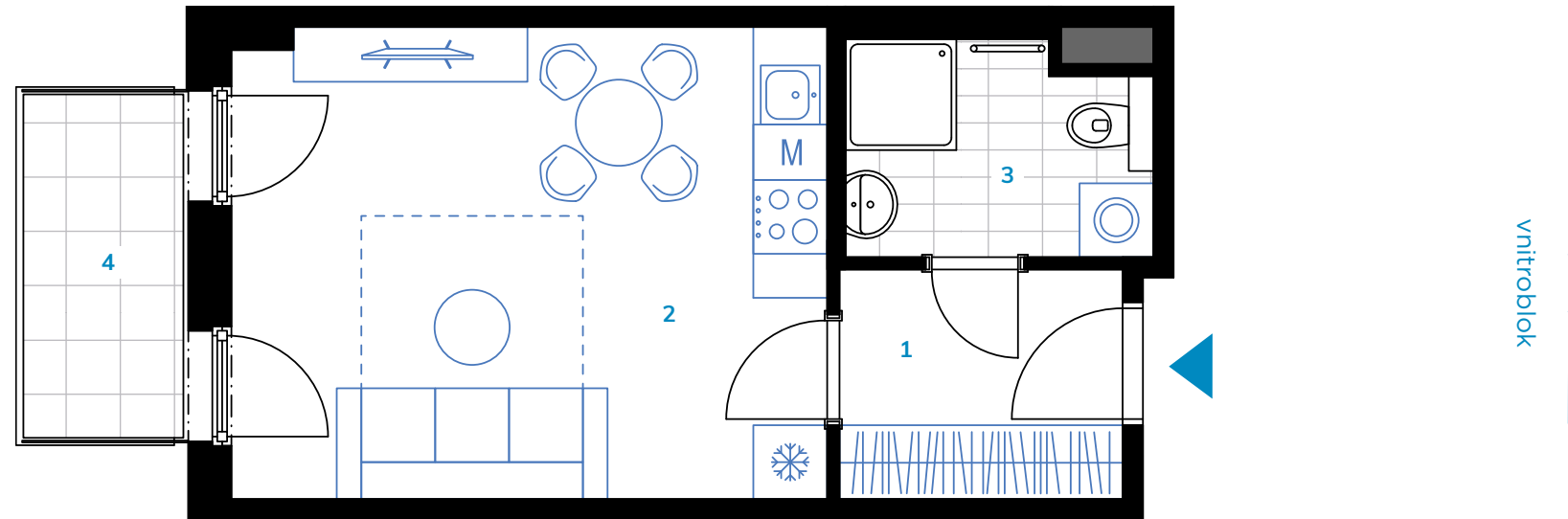
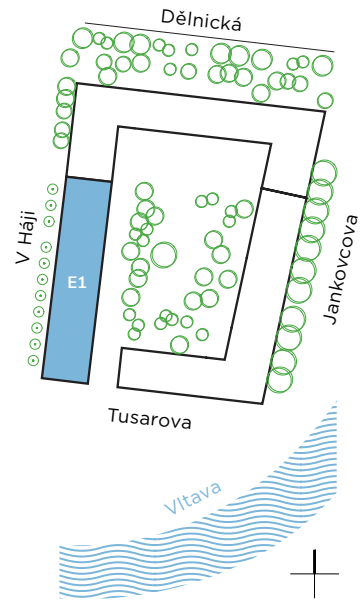
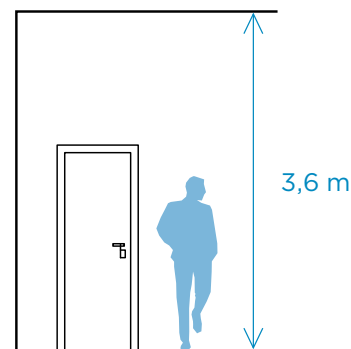


# SOHO



1	Vstupní hala / Entrance Hall	4,3 m <sup>2</sup>
2	Obývací pokoj / Living Room	18,5 m <sup>2</sup>
3	Koupelna + WC / Bathroom + Toilet	4,2 m <sup>2</sup>
UŽITNÁ PLOCHA / NET AREA		26,9 m <sup>2</sup>
PODLAHOVÁ PLOCHA / GROSS AREA		28,1 m <sup>2</sup>
4	Balkon / Balcony	3,6 m <sup>2</sup>



+420 720 954 000  
 prodej@so-ho.cz  
 developed by:

